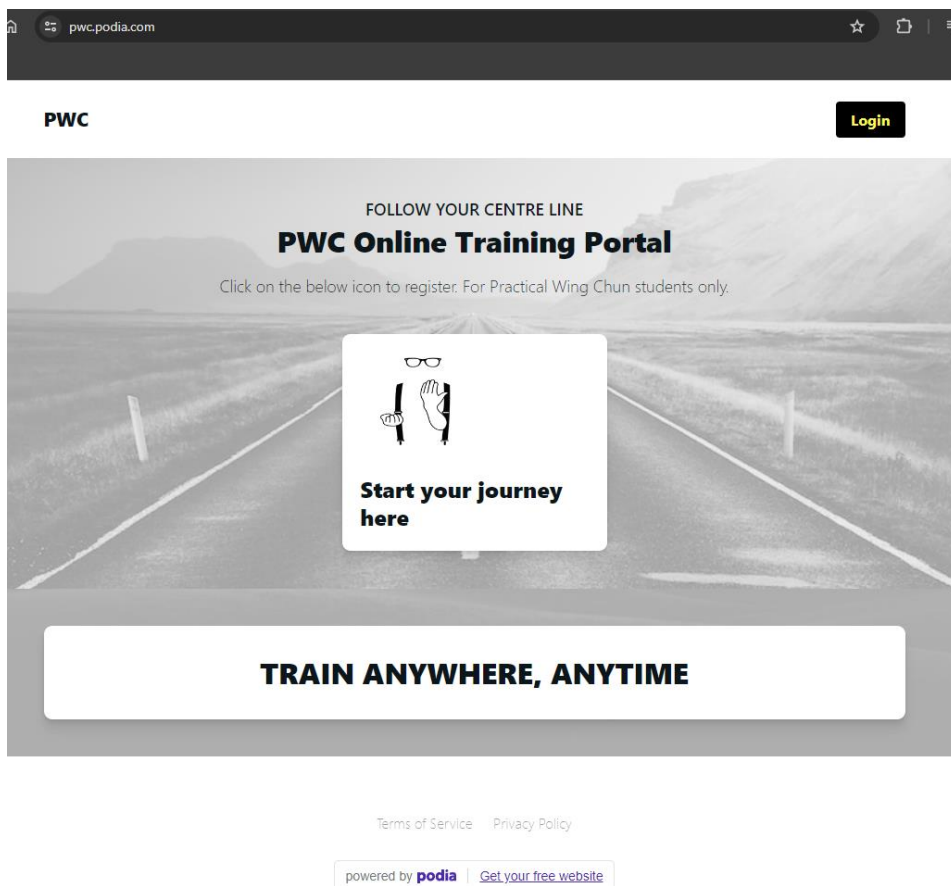


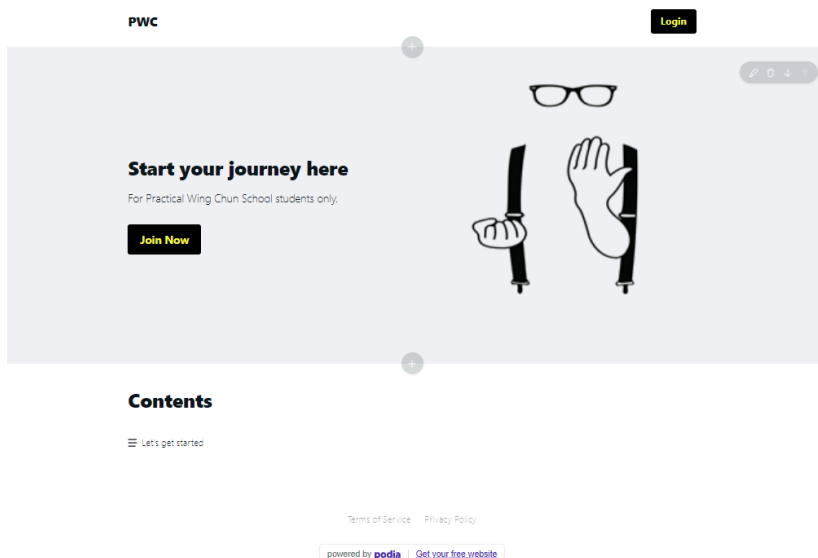
NEW STUDENT SIGN UP PROCESS:

WEBSITE: <https://pwc.podia.com/>

Click on the logo to join a temporary waitlist/course



Once you click on the logo, the following will appear. Click on 'Join Now'



At the checkout page, enter your email address and click 'continue'

PWC Login

Checkout


Contact info
Enter your email to login or create an account.

Email

[Continue](#)

I accept the [Terms of Service](#) and [Privacy Policy](#)

[Get now](#)



Start your journey here
\$0

[Terms of Service](#) [Privacy Policy](#)

powered by **podia** | [Get your free website](#)

Next, enter your name and create a password. Click 'create account'

Checkout

New account

Email

Full name

Password

Minimum 6 characters

[Create account](#)

Once you are on this page, make sure you accept the terms of services'. Click 'Get now'


PWC Products T

Checkout

Contact info
██████████@hotmail.com Logout

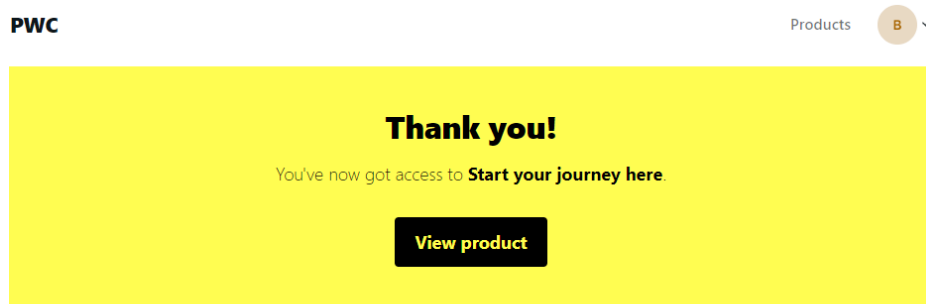
I accept the [Terms of Service](#) and [Privacy Policy](#)

[Get now](#)

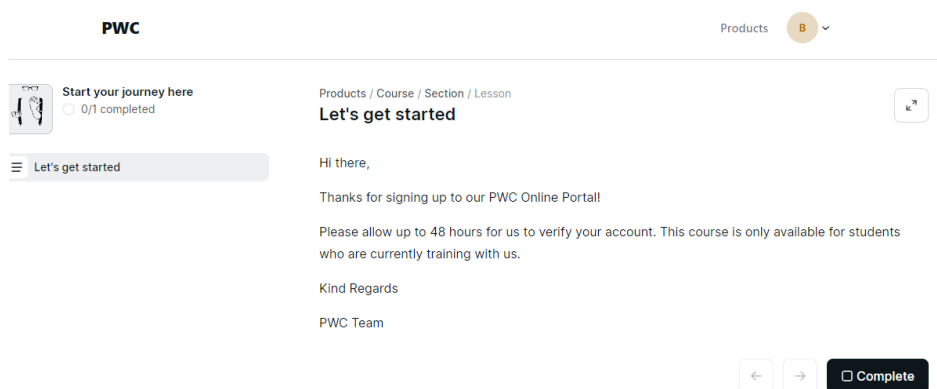


Start your journey here
\$0

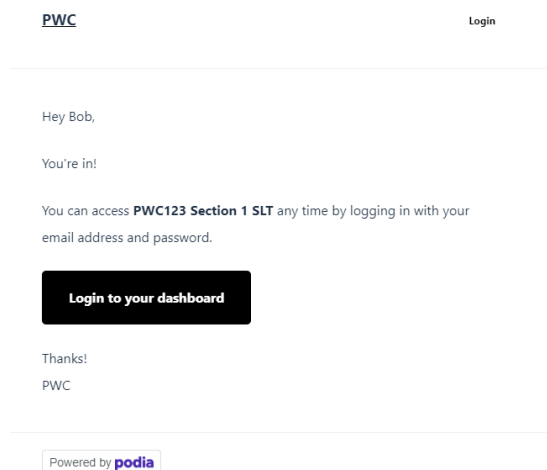
You have successfully created your podia account. Click on 'view products' to read a short message.



The short message will advise that it will take up to 48 hours for us to verify your account. Until this is done, you won't be able to see the training videos.



Once we have approved your account, we will grant access to you relevant training level. An email will be sent to let you know when it's available.



Once you have been approved, if you can't see your course, click on 'Products' on the top right to view.



Depending on the type of course you have, not all the video content will be available immediately. One new content is available, you will receive an email.